


MOUNTING BRACKET FOR FLEX GUIDES ASSEMBLY INSTRUCTIONS

TSO™ PRODUCTS



Thanks for purchasing this genuine TSO Product.
Questions? Suggestions? Ideas? We thrive on your feedback!
Contact us toll-free at 800-727-0311 (U.S.), 239-236-5526
(international), email us at info@tsoproducts.com, or visit
www.tsoproducts.com/support for a copy of this guide.

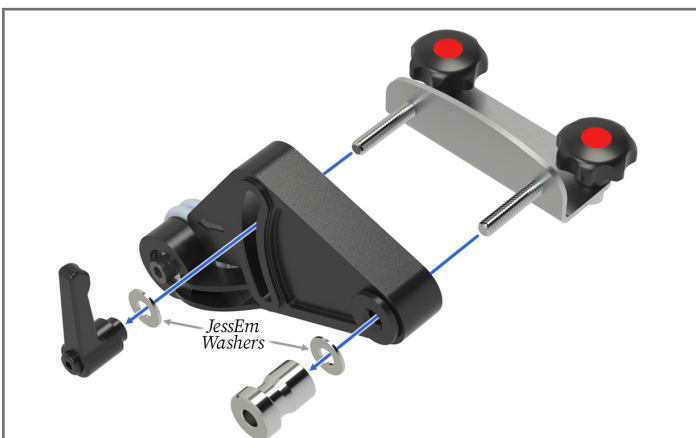
ESSENTIAL SAFETY WARNINGS

This product is intended and designed for use only in conjunction with the FESTOOL® CSC SYS 50 Cordless Table Saw and JessEm Clear-Cut FLEX Stock Guides. Read and follow the Instruction Manuals from both Festool and JessEm before installing and operating on your table saw.

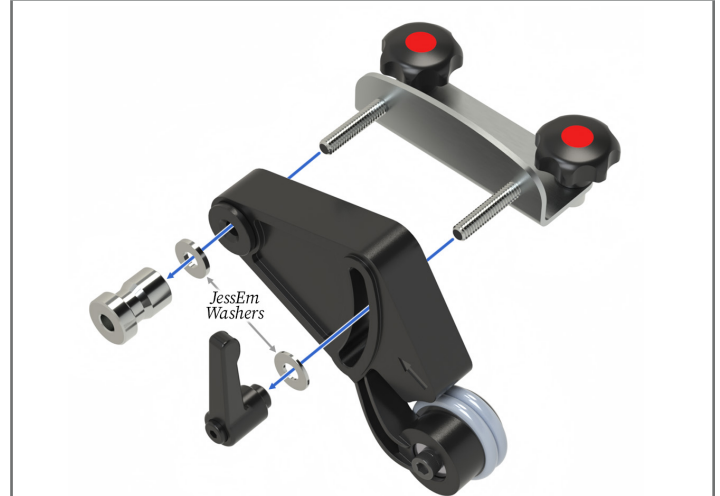
You are responsible for the safe and proper use of this TSO Products accessory. This is not a toy.

Woodworking involves a variety of injury risks which you can reduce with proper use of Personal Protective Equipment (PPE) and adherence to safe work practices.


Assembly



STEP 1: Insert bracket through the first JessEm stock guide body as shown. Secure by tightening the JessEm handle and pivot knob. This guide will be located forward of the table saw blade.



STEP 2: Insert the second bracket through the other JessEm stock guide body as shown. Secure by tightening JessEm handle and pivot knob. This guide will be located behind the table saw blade.



STEP 3: Slide both stock guides into the top T-track of the rip fence, observing the feed direction indicator arrow on the body of each JessEm stock guide. Once positioned, tighten both red star knobs securely. Follow the JessEm instructions to properly set the height of each stock guide to your workpiece.

Questions, Comments, or Ideas?

We thrive on your feedback, so please let us know if you have any comments, concerns, feedback, or ideas on how we can continuously improve our products.

We're easy to reach! In the United States, call us toll-free at 800-727-0311. For our international customers, call us at 239-236-5526. To send us a message, visit us at www.tsoproducts.com or email info@tsoproducts.com, and we'll get back to you as soon as possible.